




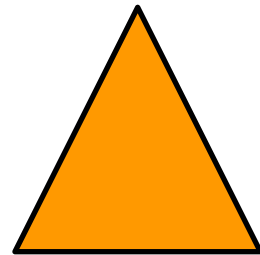

**Q1.**

**Directions:**

- Colour/tick the square red.
- Colour/tick the circle yellow.
- Colour/tick the triangle orange.
- Colour/tick the heart pink.
- Colour/tick the rectangle green
- Colour/tick the star blue.

1. Have the child attempted to recognize the shapes. If the child cannot, give him/her the name of the shape and ask him/her to identify it.
2. Have the child named the 6 colours (Red, Yellow, Orange, Pink, Green, Blue)




**Open Answer.**











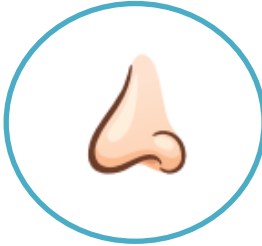



**Q2.**

**Directions:**

Draw lines to match the **DAY** activities with the sun and **NIGHT** activities with the moon.



Q3. Circle the correct sense by looking at the picture below.

## Answer Key

Q1.

A B C D E F G H I J K L M N O  
P Q R S T U V W X Y Z

---

### Directions:

Write the missing letter on the line. Use the already given alphabets as a guide.

A   B   C D   E   F

G   H   I J   K   L

M   N   O P   Q   R

S   T   U V   W   X

Y   Z

Q2.

**Directions:**

Circle the letter that matches the first letter.

A

|

H

B

A

F

|

X

F

K

H

|

H

B

T

P

|

B

P

R

V

|

F

W

V

### Q3.


#### Directions:

Listen to the sentence and then choose the correct feeling.


1. Sam is sad.



2. Sarah is happy.




3. Dan is angry.



### Q1.

#### Directions:

Match the pictures given below with the first letter of their names.




The matching exercise consists of five pictures on the left and five letters on the right. Lines connect each picture to its corresponding letter:

- Cat is connected to H.
- Rooster is connected to C.
- Jug is connected to J.
- Pencil is connected to B.
- Soccer ball is connected to P.

## Q2.

### Directions:


Say the name of the picture. Write the beginning sound's letter.




a



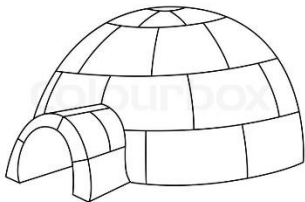
z



g



o



i



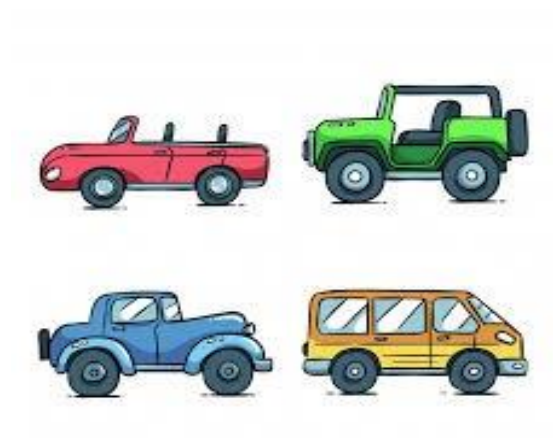
u



### Q1.


#### Directions:

Count the number of objects in each picture, colour the circle containing that number and then write the number in the space provided.




4

-----





8

-----




10

-----



1



3

