

**Sample Entrance
Exam Paper**

KG-3



Q1.

A B C D E F G H I J K L M N O
P Q R S T U V W X Y Z

Directions:

Write the missing letter on the line. Use the already given alphabets as a guide.

A C D F

G I J L

M O P R

S U V X

Y



Q2.

Directions:

Circle the letter that matches the first letter.

A | H B A

F | X F K

H | H B T

P | B P R


V | F W V

Q3.


Directions:

Listen to the sentence and then choose the correct feeling.


1. Sam is sad.



2. Sarah is happy.



3. Dan is angry.




Q1.

Directions:

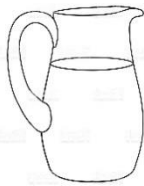
Match the pictures given below with the first letter of their names.



H



P



B



C

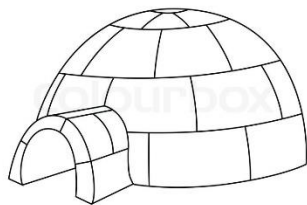




J

Q2.

Directions:

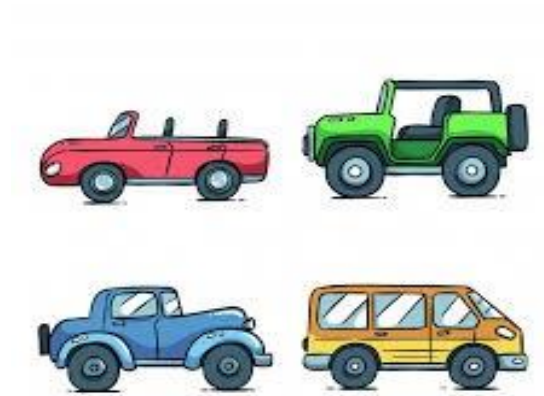
Say the name of the picture. Write the beginning sound's letter.




Q1.

Directions:


Count the number of objects in each picture, colour the circle containing that number and then write the number in the space provided.




.....



.....



.....



6

1

10

.....



7

8

3

.....

Q1.

Directions:

Colour/tick the square red.

Colour/tick the circle yellow.

Colour/tick the triangle orange.






Colour/tick the heart pink.

Colour/tick the rectangle green

Colour/tick the star blue.

1. Have the child attempted to recognize the shapes. If the child cannot, give him/her the name of the shape and ask him/her to identify it.




2. Have the child named the 6 colours (Red, Yellow, Orange, Pink, Green, Blue)



Q2.

Directions:

Draw lines to match the **DAY** activities with the sun and **NIGHT** activities with the moon.



Q3. Circle the correct sense by looking at the picture below.

